



01625 43 07 02
MONDAY - FRIDAY

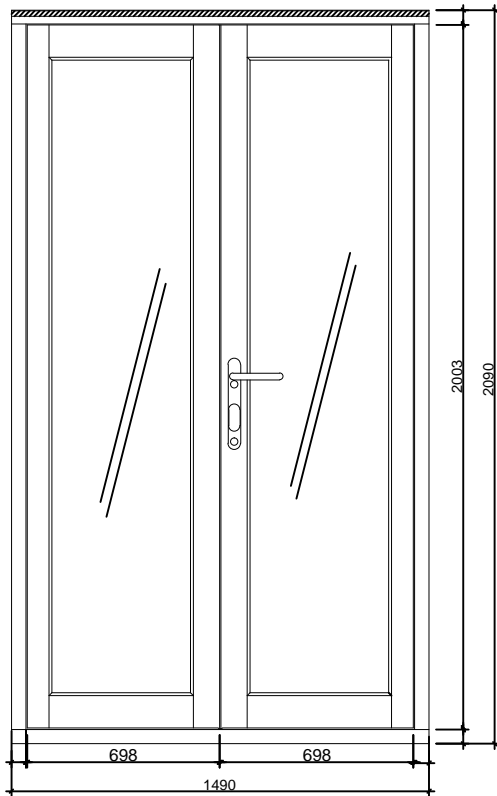
SALES@JCIGLOBAL.CO.UK
EMAIL CUSTOMER SERVICES



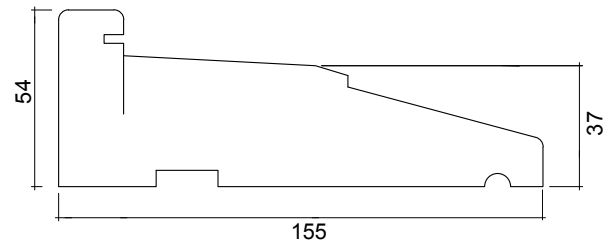
SLIMLINE EXTERNAL FD DOOR SET

1.5M (APPROX 5FT)

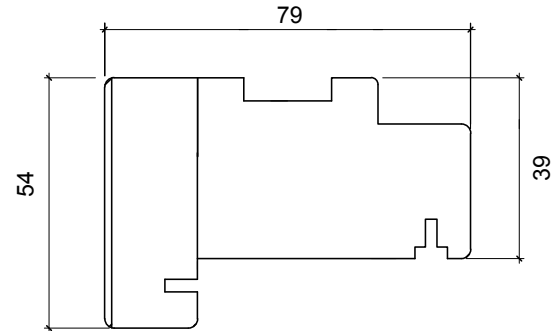
2 DOOR, DOUBLE GLAZED, HARDWOOD, EXTERNAL FD DOOR SET IN GREY, WHITE & OAK



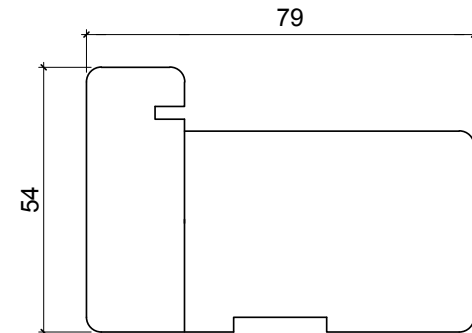
FRAME CILL



FRAME HEAD



FRAME JAMBS L/R



UVALUE

1.4W/M2K

BRICKWORK OPENING

1500MM x 2100MM (WxH)

WEIGHT APPROXIMATELY

101KG



JCI GLOBAL LTD . UNIT A . QUEENS COURT . QUEENS AVENUE . MACCLESFIELD . CHESHIRE . SK10 2BN