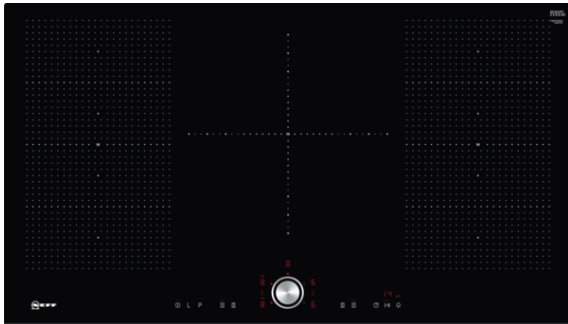


T59FT50X0 INDUCTION HOB
 BEVELLED FRONT EDGE
 918 MM



Standalone FlexInduction cooktop with TwistPad control.

- ✓ The TwistPad® is a removable, magnetic control knob that gives you precise, convenient control over all cooking zones.
- ✓ FlexInduction - The FlexZone lets you place your pots and pans anywhere you want and heats them exactly where they stand.
- ✓ Induction - With induction cooking, the heat is generated directly in the cookware for precise cooking that stops when power is off.
- ✓ PanBoost - Optimized power level function for more flexible and even faster heating.
- ✓ PowerMove - The FlexZone is divided into three heating zones: boiling in front, simmering in the middle and warming in the rear.

Features

Technical Data

Product name/family : Cooking zone ceramic
 Construction type : Built-in
 Energy input : Electric
 Total number of positions that can be used at the same time : 5
 Required niche size for installation (HxWxD) : 51 x 880-880 x 490-500
 Width of the product (mm) : 918
 Dimensions of the product (mm) : 51 x 918 x 522
 Net weight (kg) : 21.0
 Gross weight (kg) : 23.0
 Residual heat indicator : Separate
 Location of control panel : Hob front
 Basic surface material : Ceramic
 Color of surface : Black
 Approval certificates : AENOR, CE
 Length of electrical supply cord (cm) : 110
 Knob Material : steel
 Sealed Burners : No
 heating with booster : All
 Power of 2nd heating element (kW) : 3.3
 Power of heating element (kW in boost) : [3.7]
 Power of 2nd heating element (kW in boost) : 3.7
 Power of 6th heating element (kW in boost) : 3.7
 Electrical connection rating (W) : 11100
 Voltage (V) : 220-240
 Frequency (Hz) : 60; 50
 Main colour of product : Black
 Energy input : Electric
 Approval certificates : AENOR, CE
 Plug type : no plug
 Required cutout/niche size for installation (in) : x x
 Appliance Dimensions (h x w x d) (in) : + x x
 Dimensions of the packed product (in) : 4.96 x 23.74 x 42.26
 Net weight (lbs) : 46
 Gross weight (lbs) : 51
 Total number of positions that can be used at the same time : 5
 Length of electrical supply cord (cm) : 110
 Required niche size for installation (HxWxD) : 51 x 880-880 x 490-500
 Dimensions of the product (mm) : 51 x 918 x 522
 Net weight (kg) : 21.0
 Gross weight (kg) : 23.0



T59FT50X0 INDUCTION HOB
BEVELLED FRONT EDGE
918 MM

Features

Control

- TwistPad®

Flexibility

- Ring zone triple, 2 Flex zones
- 5 zone induction hob

Special features

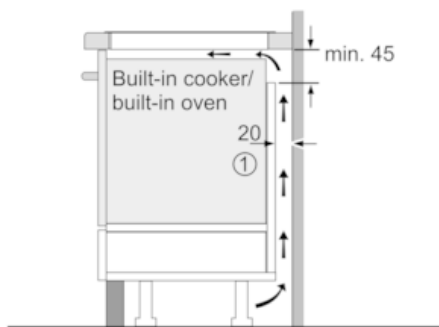
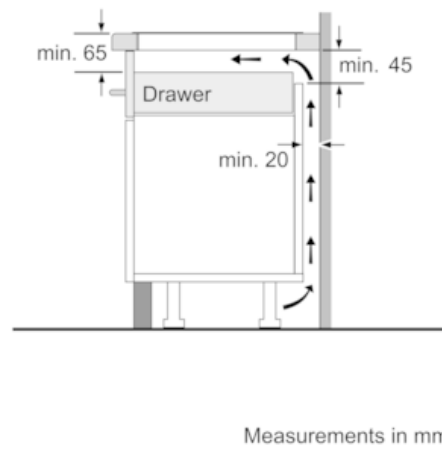
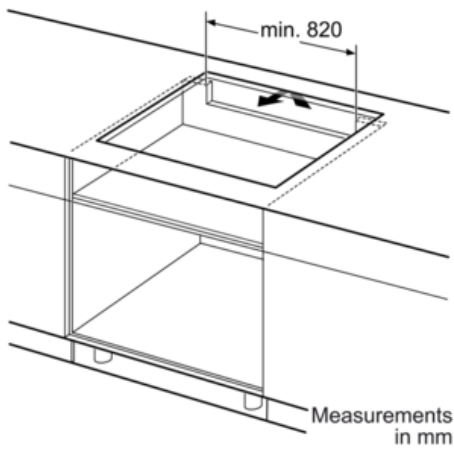
- Boost setting for all zones
- PanBoost
- Variable 17-stage power settings for each zone
- Digital display of cooking levels
- 2 stage residual heat indicators
- Timer with automatic shut off for all zones
LED timer for each zone with switch off function and acoustic signal
Count up timer
- ReStart function
- Automatic pan recognition
4.6kW power output (20A); current management options for 16A, 13A or 10A connection
Safety cut out facility
Control panel lock
Control panel suspension
- Keep warm function
- Energy consumption display

Technical information

- Cooking zones: 1 x Ø 400 mmx230 mm, 3.3 KW (max. Power levels 3.7 KW) Induction or 2 x Ø 230 mm, 2.2 KW (max. Powerlevels 3.7 KW) Induction; 1 x Ø 210 mm, 3.3 KW (max. Power levels 3.7 KW) Induction; 1 x Ø 400 mmx230 mm, 3.3 KW (max. Powerstufe 3.7 KW) Induktion oder 2 x Ø 200 mm, 2.2 KW (max. Powerstufe 3.7 KW) Induction
- Measurement: (H/B/T) 51 x 918 x 522 mm
- Installation dimensions: (ID/W/D) 51 mm x 880 mm x 490 mm
- 90 cm width
- Length wire connection: 110 cm
- Main switch
- Min. worktop thickness: 30 mm
- Output 11100 W
- Cable included in packaging

T59FT50X0 INDUCTION HOB
 BEVELLED FRONT EDGE
 918 MM

Dimensioned drawings



①
 Ventilation gap must be present

All measurements in mm

