

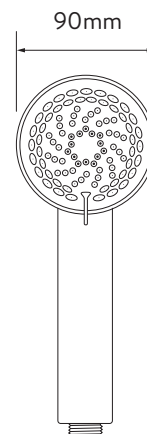
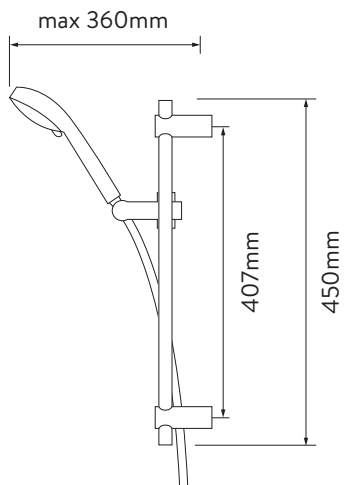
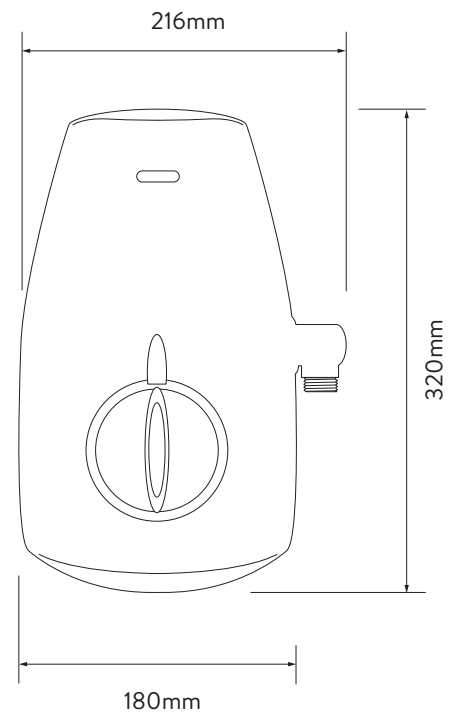
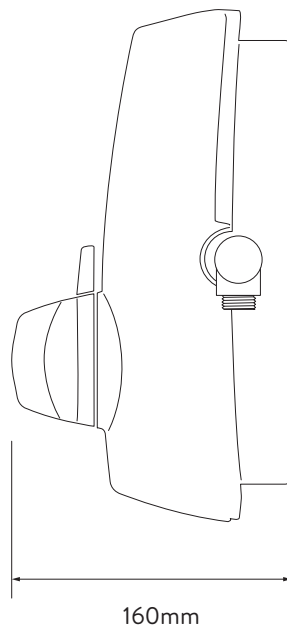
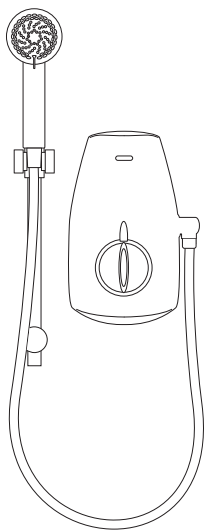
AQUALISA

AQUASTREAM™ THERMO MIXER POWER SHOWER

813.40.21

WITH ADJUSTABLE HEAD - WHITE/CHROME

DIMENSIONAL DRAWINGS



AQUALISA

AQUASTREAM™ THERMO MIXER POWER SHOWER

813.40.21

WITH ADJUSTABLE HEAD - WHITE/CHROME

TECHNICAL SPECIFICATIONS

Minimum pressure requirements	The mixer unit must be sited so that the top of the casing is at a lower level than the base of the cold water cistern. The casing must not be sited where it is subjected to continuous spray from the shower head.
Maximum pressure requirements	1 bar
Inlet fitting connections	15mm Push Fit
Inlet supply positions	Hot/left, cold/right
Outlet connections	1/2" BSP
Valve inlet centres	65mm
Supply temperature	5 - 20°C Cold Supply
	55 - 65°C Hot Supply
Water system	Gravity-fed systems
Features	Integrated booster pump
	Choice of 2 flow rates - 10 litres or 18 litres per minute
	90mm adjustable height Harmony shower head
	4 spray patterns, including a water saving eco-spray pattern
Colour	White/Chrome
Guarantee period	Shower unit 3 years
	Shower head and rails 2 years
Approvals	BEAB