




01625 43 07 02
MONDAY - FRIDAY

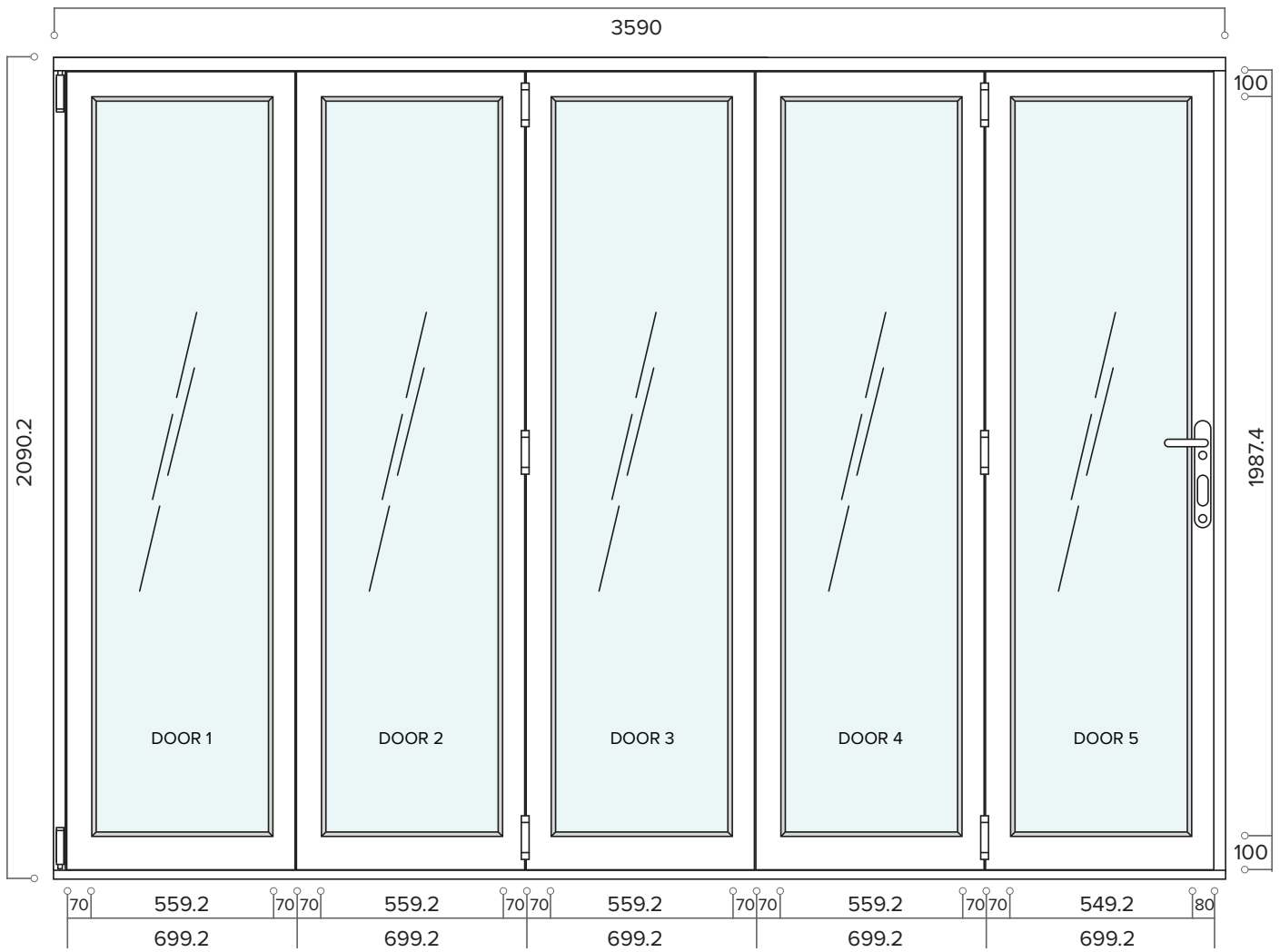
SALES@JCIGLOBAL.CO.UK
EMAIL CUSTOMER SERVICES



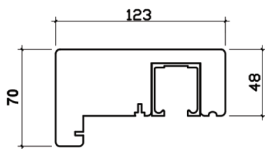
SLIMLINE EXTERNAL DOOR SET

3.6M (APPROX 12FT)

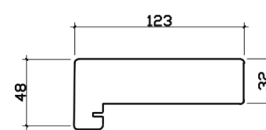
5 DOOR, DOUBLE GLAZED, HARDWOOD, EXTERNAL BIFOLD DOOR SET
IN GREY (OTHER FINISHES AVAILABLE)



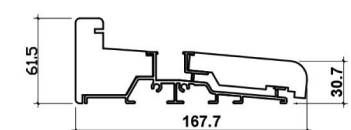
FRAME HEAD



FRAME JAMBS L/R



FRAME CILL



UVALUE

1.5W/M2K

BRICKWORK OPENING

3600MM x 2100MM (WxH)

WEIGHT APPROXIMATELY

216.5KG



JCI GLOBAL LTD . UNIT A . QUEENS COURT . QUEENS AVENUE . MACCLESFIELD . CHESHIRE . SK10 2BN