

PRELUDE 24 - XL²

Exposed 24mm grid system

Key Attributes

- Peakform: patented design for strength, stability and easier to cut
- Superlock clip: secure Main Runner connection for better alignment and easier to disconnect
- Rotary stitched: strength and extra stability

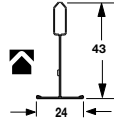
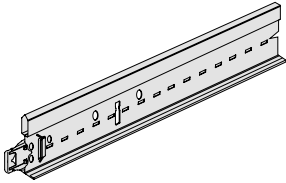
Application area

Classrooms / Meeting rooms / Individual offices

Physical data

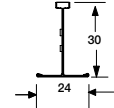
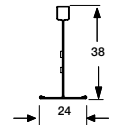
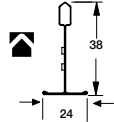
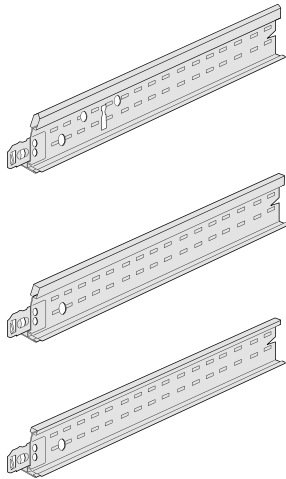
- Material: galvanised steel
- Surface finish: baked polyester paint
- Colour: all products standard in Global White
- Other standard colours available on popular items

● PRELUDE 24 - UNIVERSAL PEAKFORM MAIN RUNNER & SUPERLOCK CLIP (bulb-to-bulb connection)



Item Nr.	Dimensions		Content / Carton		Weight / Carton kg	Cartons / Pallet
	length (mm)	height (mm)	pcs	lm		
31 40 32 A ⁽¹⁾	3600	43	20	72.00	21.00	30
31 41 33 B ⁽¹⁾	3750	43	20	75.00	21.90	30
31 43 33 A	3375	43	20	67.50	20.00	30
31 42 32	3000	43	20	60.00	17.50	30

● PRELUDE 24 - XL² CROSSTEES (stab system, override)



Cross Tees slotted

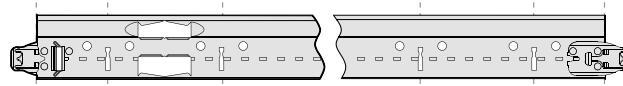
▲ 31 33 31	1350	38	60	81.00	17.20	20
▲ 31 31 51 B ⁽¹⁾	1250	38	60	75.00	18.90	72
▲ 31 30 51 B ⁽¹⁾	1200	38	60	72.00	18.20	72
▲ 31 32 31 ⁽²⁾	1000	38	60	60.00	15.10	42
31 34 31 A	1800	38	30	54.00	17.00	20

Cross Tees unslotted

31 16 32	750	38	60	45.00	14.70	72
31 25 32	312.5	38	60	18.75	4.60	144
31 24 32	300	38	60	18.00	4.60	144
31 23 21	675	30	60	40.50	7.70	144
31 21 23 A ⁽¹⁾	625	30	60	37.50	8.60	144
31 20 21 A ⁽¹⁾	600	30	60	36.00	8.20	144
31 22 21 ⁽²⁾	500	30	60	30.00	6.80	84

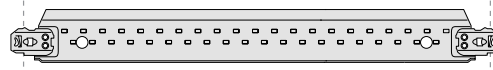
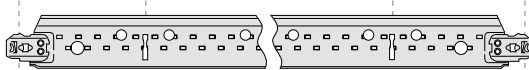
● SECTION DRAWINGS

Prelude 24 - Universal Peakform Main Runners



▲	Length					
▲	3750	78.125	156.25	21 x 156.25	156.25	78.125
▲	3600	50	100	33 x 100	100	50
▲	3375	337.5	675	2 x 675	675	337.5
▲	3000	50	100	27 x 100	100	50

Prelude 24 - XL² Cross Tees



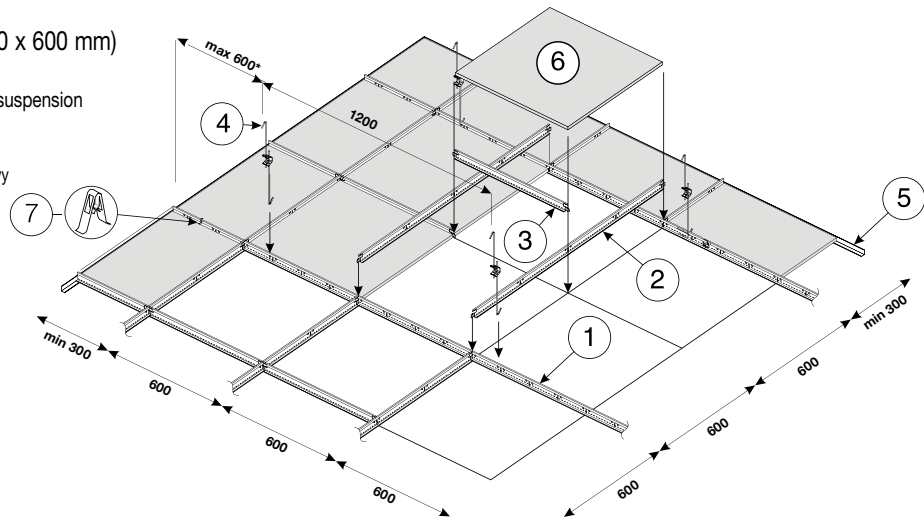
▲	Length		
▲	1800	300	4 x 300
▲	1350	337.5	2 x 337.5
▲	1250	312.5	2 x 312.5
▲	1200	300	2 x 300
▲	1000	250	2 x 250

750 / 675 / 625 / 600 / 500 / 312.50 / 300

● SYSTEM DRAWING (module 1200 x 600 mm)

Standard lay-in installation of 24 mm exposed suspension system using Board, Tegular or Vector tiles.

*reduce to 450 if heavy tile / overlays are used or heavy service fittings are located near the perimeter.



⑥ Tiles	Main Runner centres	Hangers centres	Quantities required per 1m ² (no waste included)				
			① Main Runner	② Cross Tee 1200 mm	③ Cross Tee 600 mm	④ Hanger	⑦ Universal retaining clip
1200 x 600 mm 1.39 pcs	1200 mm	1200 mm	0.84 lm	1.67 lm	-	0.70 pcs	5.56 pcs
	600 mm	1200 mm	1.67 lm	-	0.84 lm	1.40 pcs	
600 x 600 mm 2.78 pcs	1200 mm	1200 mm	0.84 lm	1.67 lm	0.84 lm	0.70 pcs	
	600 mm	1200 mm	1.67 lm	-	1.67 lm	1.40 pcs	

⑤ Perimeter trim approx. 0.70 lm/m²

The chart is for general guidance only.

● GRID LOAD CAPACITIES

Prelude 24 - XL²

The following table gives the maximum permitted hanger distance (mm) along the Peakform Main Runner for the tile weights and Main Runner spacings noted.

Main Runner centres (mm)	Prelude 24 Main Runner - 31 40 32 A		
	1800	1200	600
Cross Tee(s)	31 34 31 A 31 20 21 A	31 30 51 B 31 20 21 A	31 20 21 A
Configuration (Main Runner horizontal)			
Weight of ceiling tile (kg/m ²)	Maximum suspension spacing along Main Runner (mm)		
2.5 kg/m ²	1650	1900	2100
3.0 kg/m ²	1600	1800	2100
3.5 kg/m ²	1500	1750	2100
4.0 kg/m ²	1450	1700	2100
5.0 kg/m ²	1350	1600	2000
5.5 kg/m ²	1350	1550	1950
6.0 kg/m ²	1250	1500	1900
7.0 kg/m ²	-	1450	1800
8.5 kg/m ²	-	1300	1700
10.5 kg/m ²	-	1200	1600
13.0 kg/m ²	-	1050	1500
14.0 kg/m ²	-	1000	1450

- Values in the above table conform to Class 1 as defined in EN 13964:2004+A1:2006 table 6. For other classes /deflection limits please contact your local Armstrong Technical Sales team.
- Values are determined from laboratory tests methods in accordance with EN 13964:2004+A1:2006 clause 5.
- Values are applicable for 600 x 600 mm tiles assuming that the maximum deflection of the grid is L/500 but not greater than 4 mm (L = span).
- No other applied loads such as luminaires, air diffusers, smoke detectors, sprinklers, hanging signs etc. are permitted.
- No overlays such as mineral wool or fibre glass quilts, as may be required for enhanced acoustic, fire or thermal performance, are permitted unless their full weight is established and included, together with the weight of the tile, within the appropriate weight groups.
- For grid loading data calculated to different criteria than Class 1 to EN13964:2004+A1:2006, see the grid loading technical section on pages 102-103.



All products standard in Global White. Other standard colours available for item numbers with index (1) or (2). See details below.
 (1) Colours available: Black (BK), RAL 9006 (SG), Brass (BS), Chrome (CE), White RAL 9010 (WR).
 (2) Also available in RAL 9010 (WR).
 Cross Tee alignment is achieved by locating the tees to the right-hand side of the adjoining section.
 All measurements in millimetres. All sizes are nominal.
 Availability of products may vary according to location. Please contact Armstrong Technical Sales for further details.

www.armstrongceilings.co.uk

Armstrong[®]
CEILING SOLUTIONS