

Heating Solutions

Chimney Pots, Flue Liner Terminals & Gas Terminals

All of these items are used to terminate a flue lining above roof level.

Chimney Pots Our chimney pot range includes a wide variety of designs from the functional to the highly decorative.

Flue Liner Terminals are a plainer alternative to chimney pots where aesthetic considerations are not important.

Gas Terminals are designed for use with conventional radiant/convector gas fired appliances, normally in conjunction with chimney pots.



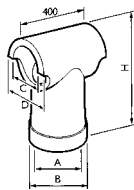
Benefits

- Terracotta chimney pots and terminals are resistant to frost and the freeze/ thaw cycle.
- Available in red, buff and blue/black.
- Colours resistant to fading.
- A range of internal sizes suitable for conveying flue gases from most types of heating appliance is available.



Product Selector – Chimney Pots

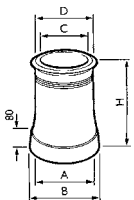
Decorative Fuel Effect Pot



| Cat No | Nominal Size Circular mm | BS 1181 Type A or B | H mm | A mm | B mm | C mm | D mm |
|--------|--------------------------|---------------------|------|------|------|------|------|
| YK10 | 250 | B | 580 | 250 | 285 | 210 | 250 |
| YK11 | 250 | B | 710 | 250 | 285 | 210 | 250 |

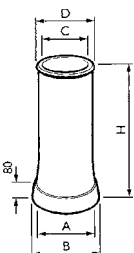
For installation details please refer to BS 5871-3:2005.

Cannon Head



| Cat No | Nominal Size Circular mm | BS 1181 Type A or B | H mm | A mm | B mm | C mm | D mm |
|--------|--------------------------|---------------------|------|------|------|------|------|
| YM11 | 250 | B | 300 | 250 | 285 | 210 | 268 |
| YM12 | 250 | B | 375 | 250 | 285 | 210 | 268 |
| YM13 | 250 | B | 450 | 250 | 285 | 210 | 268 |
| YM14 | 250 | B | 600 | 250 | 285 | 210 | 268 |

Roll Top



| Cat No | Nominal Size Circular mm | BS 1181 Type A or B | H mm | A mm | B mm | C mm | D mm |
|--------|--------------------------|---------------------|------|------|------|------|------|
| YM15 | 250 | B | 150 | 250 | 285 | 210 | 268 |
| YM16 | 250 | B | 225 | 250 | 285 | 210 | 268 |
| YM17 | 250 | B | 300 | 250 | 285 | 210 | 268 |
| YM18 | 250 | B | 375 | 250 | 285 | 210 | 268 |
| YM19 | 250 | B | 450 | 250 | 285 | 210 | 268 |
| YM20 | 250 | B | 600 | 250 | 285 | 210 | 268 |
| YM21 | 250 | B | 750 | 250 | 285 | 210 | 268 |
| YM22 | 250 | B | 900 | 250 | 285 | 210 | 268 |

The products on pages 10-16 are available in a choice of colours. Please add the following suffix to the product code: R - Red, B - Buff, X - Blue/Black